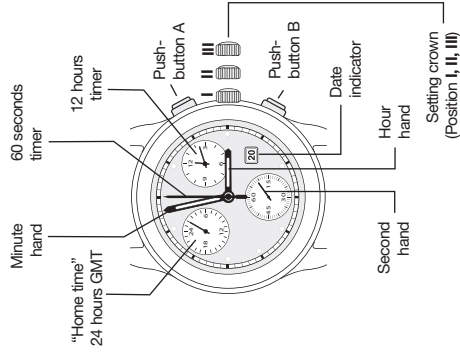


DISPLAY


Watch hands



POSITIONS THE HANDS TO THEIR ORIGINE

Setting crown in position II

Selecting the counter for zero-reset. (The selected hand moves).



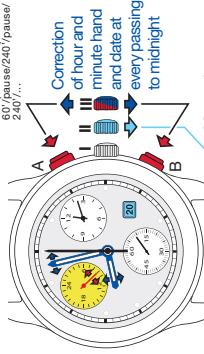
Correcting the position of the hand
 short pressure: - step by step
 long pressure: - rapid continuous rotation.

Resets the selected counter hand

CORRECTION MODE

Setting the time
 Correction of date
 Correction of "Home Time"

Moves the "Home Time" forward
 15 minutes
 short pressure: - 15/15/15/15/15/...
 long pressure: - rapid continuous
 15/15/pause/45/pause/60/pause/60/pause/60/pause/60/pause/240/...



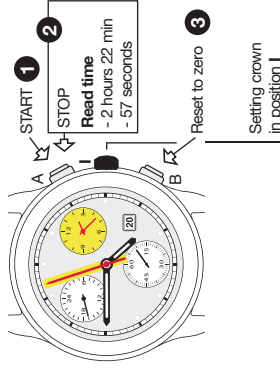
Correction of hour and minute hand and date at every passing to midnight

Moves the "Home Time" backward
 15 minutes
 short pressure: - 15/15/15/15/15/...
 long pressure: - rapid continuous
 15/15/pause/45/pause/60/pause/60/pause/60/pause/240/...

Note
 Setting crown in position III = STOP-SECOND

TIMING MODE

Simple timing function



1 to 3 order of functions

WARNING
 Before starting the time, put back the chronograph hands to their original position. If necessary, see paragraph POSITIONS THE HANDS TO THEIR ORIGINE.

A

ETA G10.962
 BE PWD



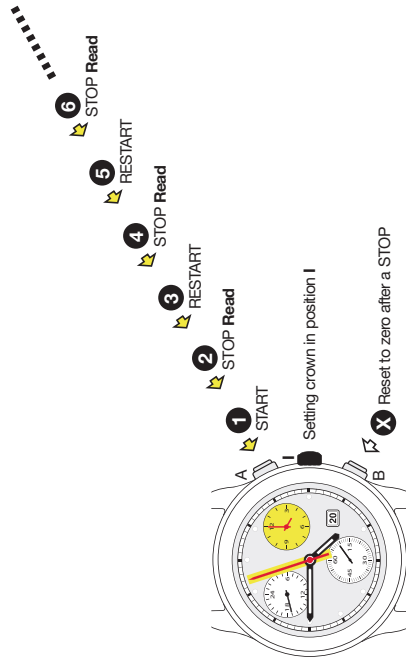
GB USA

ETA SA Manufacture Horlogère Suisse
 depuis 1793

622 405 - 02.03.2015 / ETA / 00

TIMING MODE

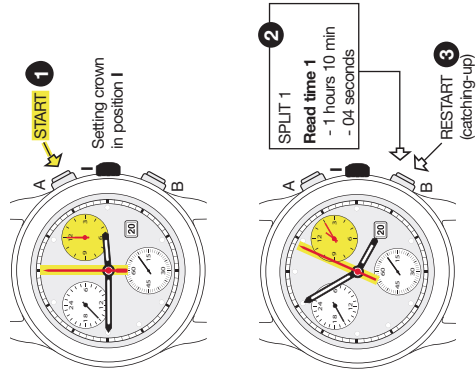
ADD function



1 to X order of functions

TIMING MODE

SPLIT-TIME or INTERMEDIATE TIMES function



1 to 7 order of functions

F

ETA SA Manufacture Horlogère Suisse
 depuis 1793

622 405 - 02.03.2015 / ETA / 00