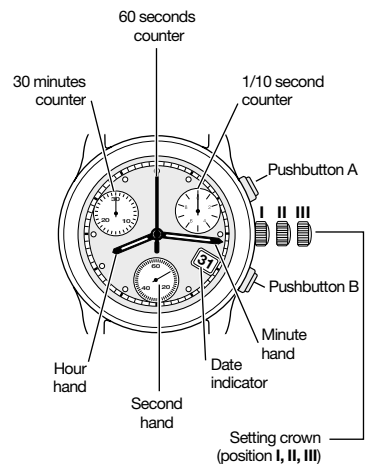


DISPLAY

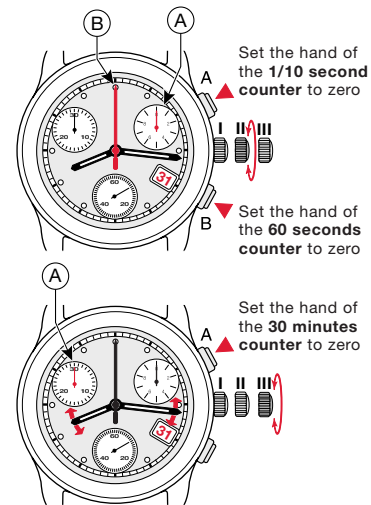
Watch hands



A

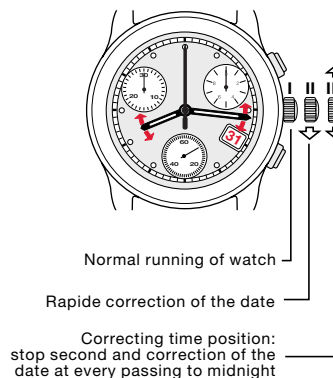
SETTING THE COUNTERS TO ZERO

Setting crown in position II or III



SETTINGS

Crown 3 positions

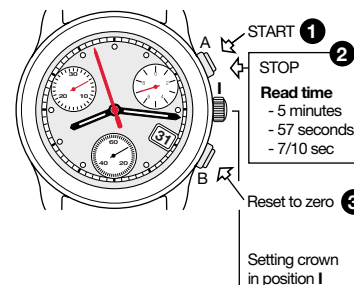


Note
Setting crown in position III : **STOP-SECOND**

C

TIMING MODE

Simple timing function



1 to 5 order of functions

WARNING
Before starting the time, put back the chronograph hands to their original position.
If necessary, see paragraph SETTING THE TIMERS TO ZERO.

D

GB USA

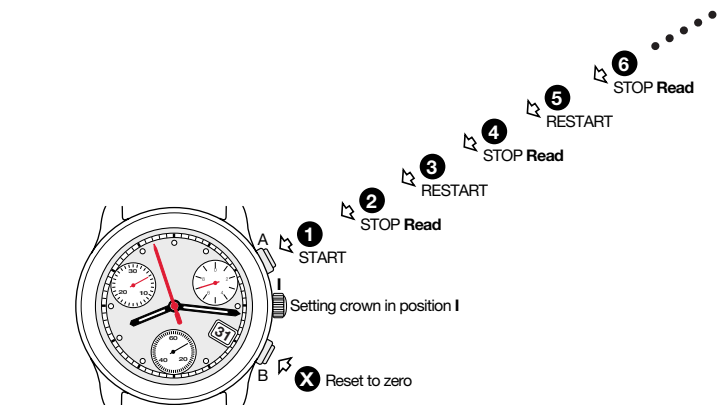
ETA G10.211
ETA G10.21A

Eta Swiss Quartz

285 144 - 01.09.2004 / ETA / 01

TIMING MODE

ADD function

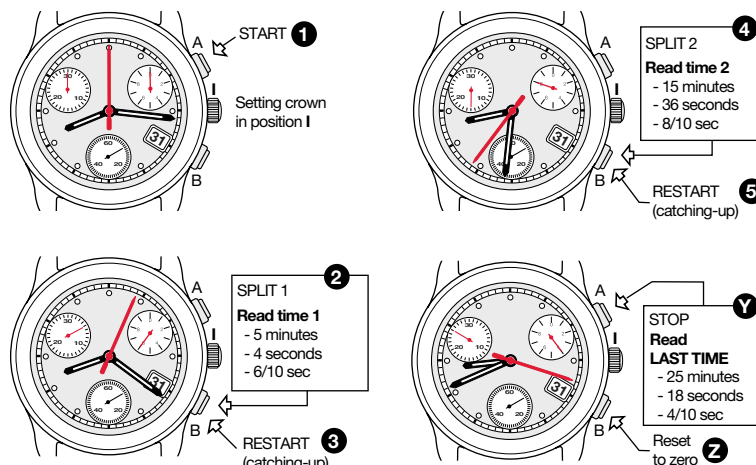


1 to X order of functions

E

TIMING MODE

SPLIT-TIME or INTERMEDIATE TIMES function



1 to Z order of functions

F