

# CHRONOGRAPH ETA G15.212 AA PRD

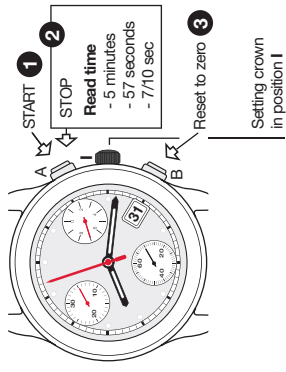


ETA SA Manufacture Horlogère Suisse  
depuis 1793

582.735 - 24.02.2015 / ETA / 01

## D TIMING MODE

Simple timing function

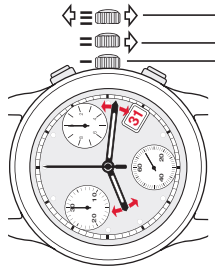


1 to 3 order of functions

**WARNING**  
Before starting the time, put back the chronograph hands to their original position.  
If necessary, see paragraph **SETTING THE TIMERS TO ZERO**.

## C SETTINGS

Crown 3 positions



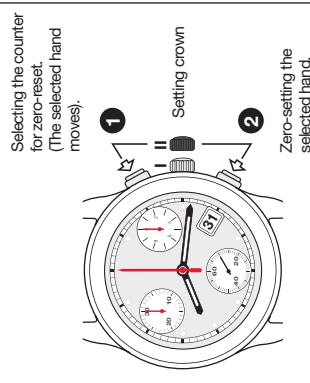
Normal running of watch  
Rapid correction of the date  
Correcting time position:  
stop second and correction of the date at every passing to midnight

Note

Setting crown in position III : **STOP-SECOND**

## B SETTING THE COUNTERS TO ZERO

Setting crown in position II



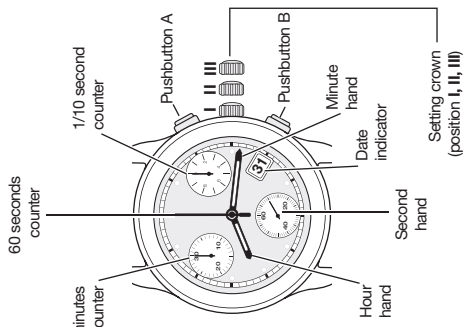
1 Selecting the counter for zero-reset. (The selected hand moves).

Setting crown

2 Zero-setting the selected hand.

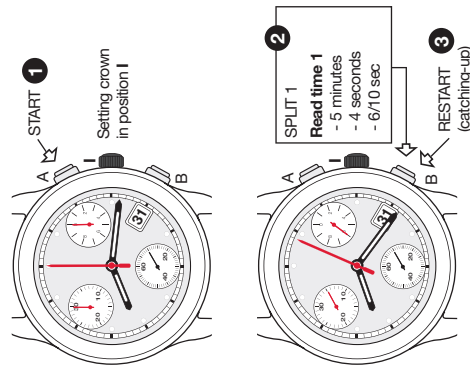
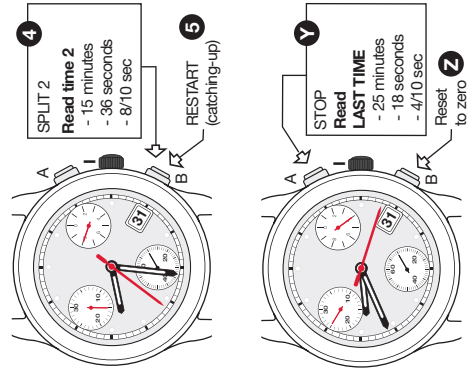
## A DISPLAY

Watch hands



## F TIMING MODE

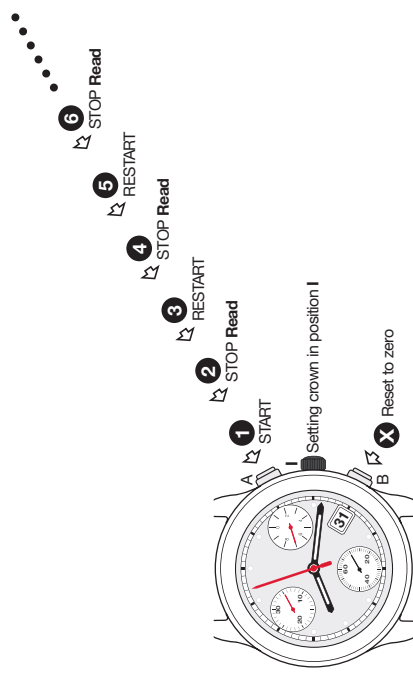
SPLIT-TIME or INTERMEDIATE TIMES function



1 to Z order of functions

## E TIMING MODE

ADD function



1 to X order of functions