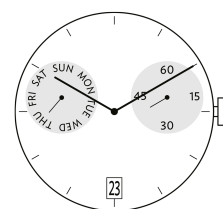


# RONDA xtratech X Series

13¼''' Multifunction

*Caliber X20 – 13¼'''*



## Product Specifications

Analog quartz movement

Line xtratech

Caliber X20

Size 13¼'''

Version Swiss Made 0 Jewels / nickel plated  
Swiss Parts 0 Jewels / nickel plated

Standard battery life 60 months

Hand fitting height 1

## Features

- Repairable metal watch movement
- Power saving mechanism with pulled out stem: Reduction of consumption approximately 70%

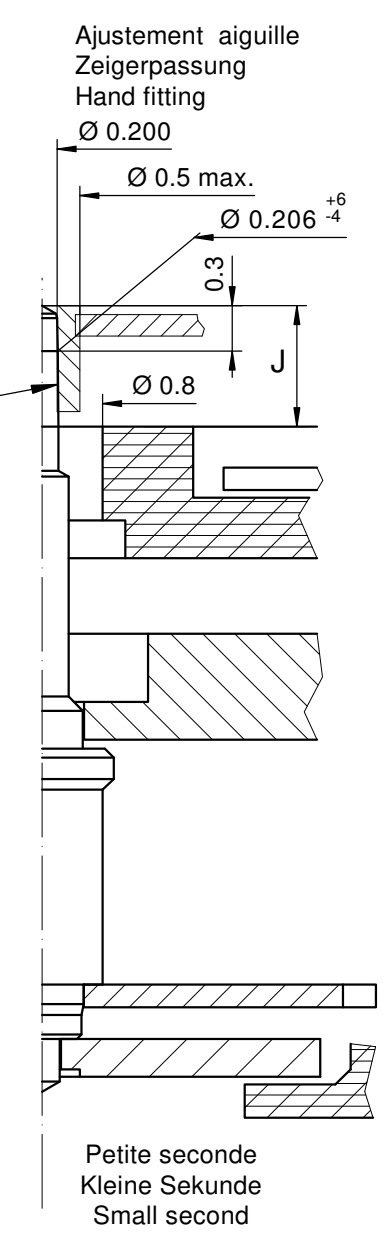
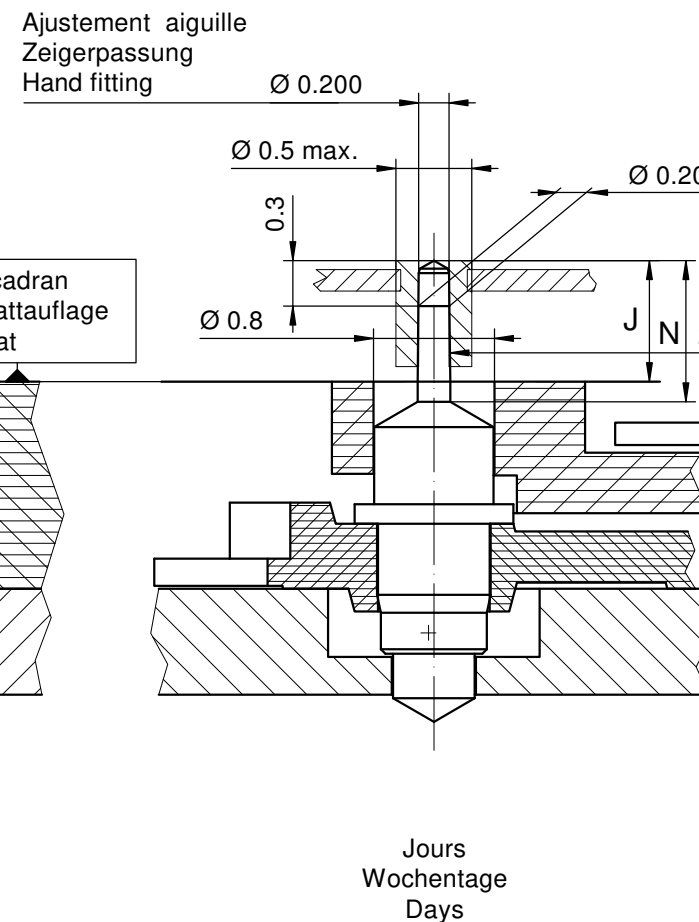
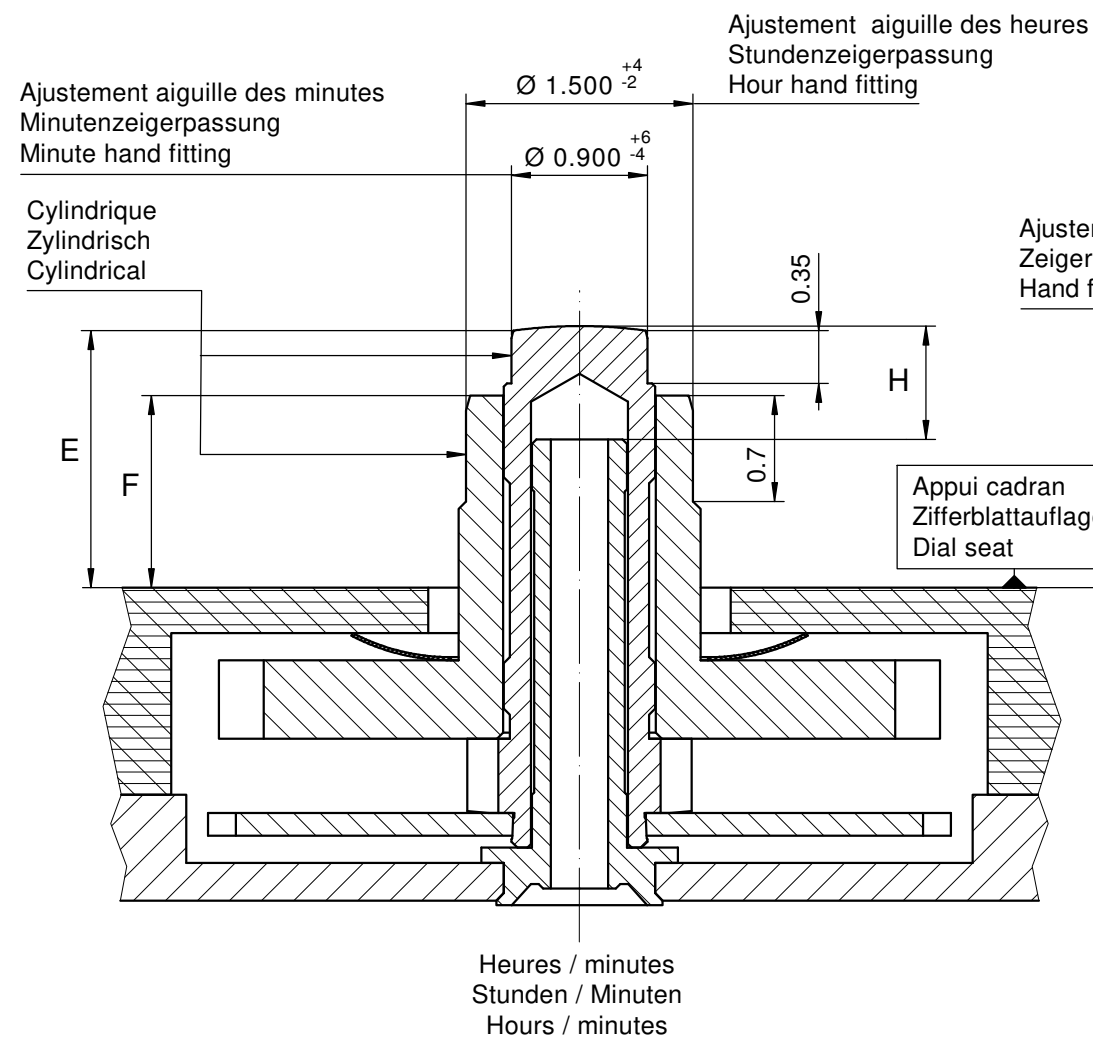
**Functions**

- Multifunction
- 2 eyes
- Small second
- 2 hands
- Date
- Day

**Technical Specifications**

Diameter Total	30.60 mm
Case fitting	30.00 mm
Movement height	4.60 mm
Height over standard battery	4.60 mm
Movement rest	1.37 mm
Height over stem	1.75 mm
Length of stem travel	1.00 mm
Stem thread	0.90 mm
Standard battery	395
Standard battery life	60 months
Battery voltage	1.5 V
Current consumption – typical	1.42 µA (Date Mechanism not in Gear)
Current consumption – maximum	3 µA (Date Mechanism not in Gear)
Useful torque second – typical	6 µNm
Useful torque minute – typical	300 µNm
Operating temperature	0 - 50 °C
Instantaneous rate	-10 / +20 sec/month
Resistance to magnetic fields	18.8 Oe
Resistance against shock	NIHS 91-10





Aiguillages Zeigerwerkhöhe Hand fitting height					
Dépassement Höhe über Zifferblattaufgabe Height over dial seat					
	Chaussée Minutenrohr Cannon-pinion	Roue des heures Stundenrad Hour wheel		Petite seconde Kleine Sekunde Small second	Pignon des jours Tagesantrieb Day pinion
No	E	F	H	J	J
1	1.70	1.25	1.30	0.80	0.80

Aiguillages Zeigerwerkhöhe Hand fitting height					
Peinture compr. / inkl. Farbe / Paint incl.					
Epaisseur maximum du cadran Maximale Zifferblattstärke Maximum dial thickness					
No	Sous l'aiguille des minutes Unter Minutenzeiger Under minute hand	Sous l'aiguille des heures Unter Stundenzeiger Under hour hand	Sous l'aiguille de petite seconde Unter kleine Sekundenzeiger Under small second hand	Sous l'aiguille des jours Unter Tageszeiger Under days hand	Epaisseur des aiguilles Zeigerdicke Hands thickness
1	1.30	0.85	0.40	0.40	0.15

	Aig. des minutes Minutenzeiger Minute hand	Aig. des heures Stundenzeiger Hour hand	Aig. petite secondes Kleine Sekundenzeiger Small second hand	Aig. des jours Tagesantrieb Day hand	
					Lors de la pose d'aiguilles, le mouvement doit être soutenu. Beim Zeigersetzen muss das Werk abgestützt werden. The movement needs to be supported for hand setting.
mg max.	30	30	10	10	Masse / Masse / Weight *
µNm max.	0.70	0.70	0.06	0.06	Balourd / Unwucht / Unbalance *
gmm <sup>2</sup> max.	-	-	0.4	1.0	Inertie / Massenträgheit / Inertia *
N max.	40	40	30	30	Force de chassage / Aufpresskraft / Force

## Aiguillages Zeigerwerkhöhen 13¼" Hand fitting heights

RONDA X 20






Issued	02.09.2019	jk5228
Modified	03.09.2019	jk5228
Released	YES	
Mod. No.	41339	
Tolerance	µm	
Scale	10 : 1	Page 1/1 A3
Sous réserve de modifications Änderungen vorbehalten Modifications reserved		
No.	3316.188	00

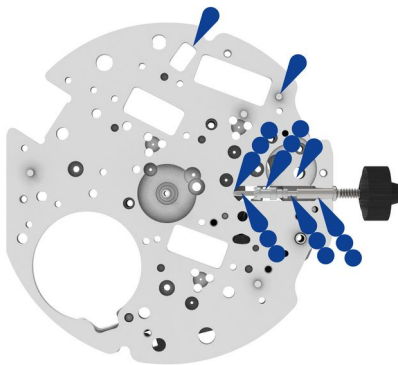
\* En cas de données différentes, veuillez contacter le service après-vente




\* Bei abweichenden Werten, bitte technischen Kundendienst anfragen


\* In case of different values, please contact the customer service










- |   |   |          |                          |
|---|---|----------|--------------------------|
| 1 |  | 2000.709 | Main plate               |
| 2 |  | 3016.034 | Stop lever               |
| 3 |  | 3603.098 | Electronic modul support |
| 4 |  | 4000.248 | Screw                    |
| 5 |  | 4000.343 | Screw                    |





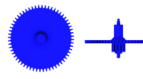




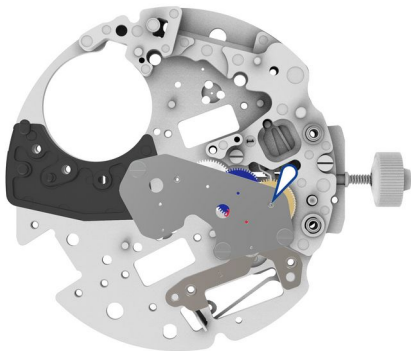
- |   |   |             |                             |
|---|---|-------------|-----------------------------|
| 6 |    | 3001.072.FI | Sliding pinion              |
| 7 |   | 3000.208.CO | Working stem (dual) L22mm   |
| 8 |  | 8200 / 9020 | Moebius 8200 / Moebius 9020 |









- |    |   |             |                      |
|----|---|-------------|----------------------|
| 9  |  | 3015.095    | Yoke                 |
| 10 |  | 3017.064.CO | Setting lever        |
| 11 |  | 3905.083    | Setting lever jumper |
| 12 |  | 4000.342    | Screw                |
| 13 |  | 4000.342    | Screw                |
| 14 |  | 8200        | Moebius 8200         |






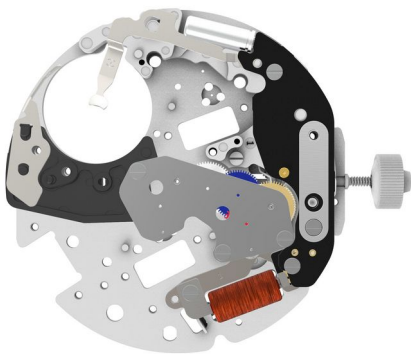
15		3603.099	Battery support
16		3622.070	Stator
17		3715.132.RK	Rotor
18		3122.072	Third wheel
19		3136.214	Second wheel (Aig.)
20		3147.089	Intermediate wheel
21		3136.216.CO	Small second wheel (Aig.)







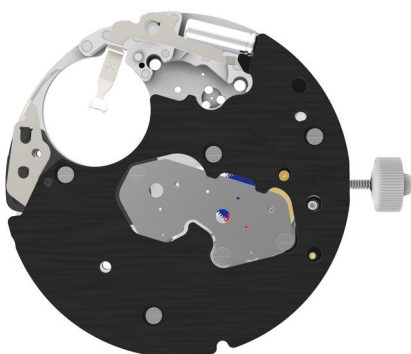
22		2020.210.M01.X20	Train wheel bridge
23		4000.248	Screw
24		4000.248	Screw
25		4000.248	Screw
26		9014	Moebius 9014










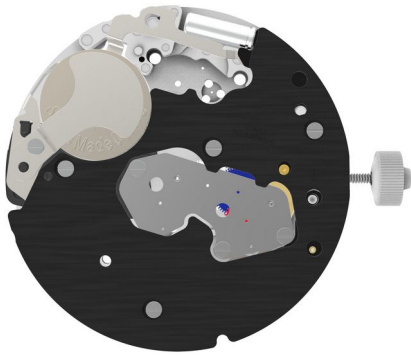
- |    |   |             |   |
|----|---|-------------|---|
| 27 |  | 3601.153    | Bridle -  |
| 28 |  | 3621.078.RK | Coil<br>Attention: Please hold the coil only on the grey coil core. |
| 29 |  | 4000.248    | Screw   |




- |    |   |             |                   |
|----|---|-------------|-------------------|
| 30 |          | 3612.236.RK | Electronic module |
| 31 | <br>1:2  | 4000.341    | Screw             |
| 32 | <br>1:2 | 4000.341    | Screw             |
| 33 |        | 4000.248    | Screw             |




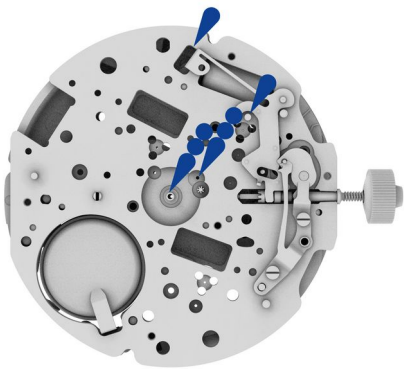
- |    |  |          |                         |
|----|--|----------|-------------------------|
| 34 |         | 2130.233 | Setting mechanism cover |
| 35 |         | 3601.154 | Lateral bridle          |
| 36 |         | 2130.230 | Electronic module cover |
| 37 |         | 4000.248 | Screw                   |
| 38 | <br>1:2 | 4000.341 | Screw                   |
| 39 | <br>1:2 | 4000.341 | Screw                   |
| 40 | <br>1:2 | 4000.341 | Screw                   |




41  3600.010.HGF Battery 395 (Ø 9.50 x 2.70)

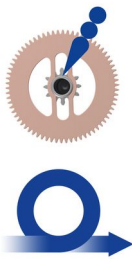
42  3601.152 Bridle +


43  4000.341 Screw  
1:2
















44  8200 / 9020 Moebius 8200 / Moebius 9020

45  9020 Moebius 9020














46		3015.096.CO	Setting lever yoke
47		3004.245	Date setting wheel
48		3015.096.CO	Setting lever yoke
49		3305.371.CO	Cannon pinion (Aig.)
50		3007.092.CO	Minute wheel
51		3301.332.TA	Hour wheel (Aig.)
52		3315.003	Friction spring
53		3004.264	Date indicator driving wheel
54		3147.091	Intermediate date wheel
55		3004.247	Days driving wheel
56		3401.087.CO	Day wheel
57		3500.082	Day jumper
58		I-4	Moebius I-4

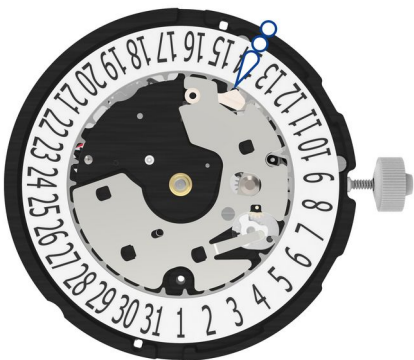







59		2130.231	Setting mechanism cover
60		4000.248	Screw
61		4000.248	Screw
62		4000.248	Screw
63		4000.248	Screw



64		3504.243.AP.3.A	Datumanzeiger (T3/G6)
65		3507.067	Date corrector
66		3500.081	Date jumper
67		3905.084	Date jumper spring



68		2130.229	Date mechanism maintaining plate
69		4000.343	Screw
70		I-4	Moebius I-4

## Measurement

