

# CHRONOGRAPH ETA 251.474 ZA PRD

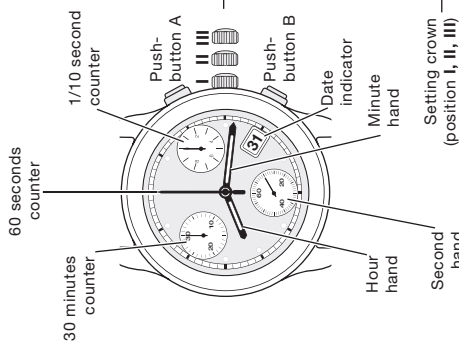


ETA SA Manufacture Horlogère Suisse  
depuis 1793

621.180 - 16.02.2015 / ETA / 00

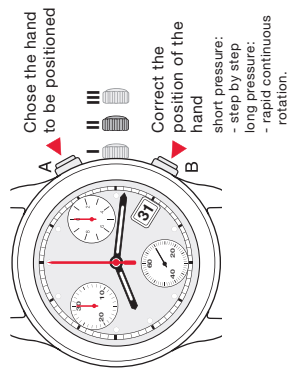
## A DISPLAY

Watch hands



## B SETTING THE COUNTERS TO ZERO

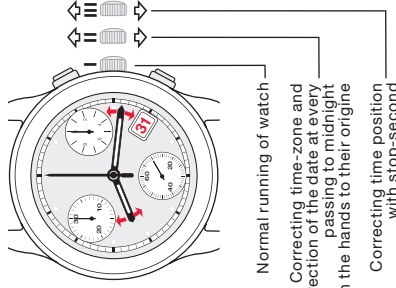
Setting crown in position II



Chose the hand to be positioned  
Correct the position of the hand  
short pressure:  
- step by step  
long pressure:  
- rapid continuous rotation.

## C SETTINGS

Crown 3 positions




Normal running of watch  
Correcting time-zone and correction of the date at every passing to midnight  
Position the hands to their origine  
Correcting time position with stop-second

Note :

Diecting crown in position II for longer 20 minutes (time could be lost).

## D TIMING MODE

Simple timing function



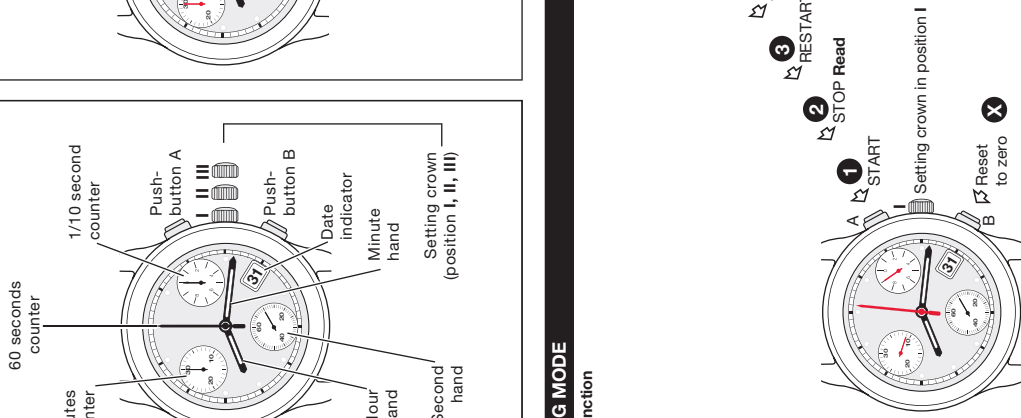
1 to 3 order of functions

WARNING

Before starting the time, put back the chronograph hands to their original position. If necessary, see paragraph SETTING THE COUNTERS TO ZERO.

## E TIMING MODE

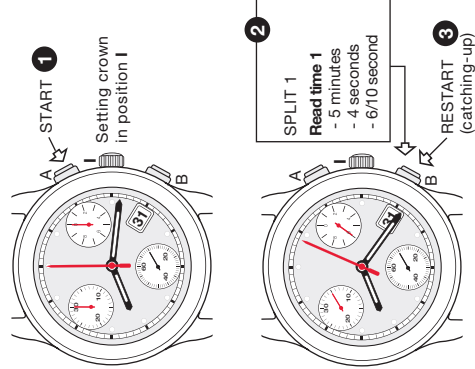
ADD function



1 to X order of function

## F TIMING MODE

SPLIT-TIME or INTERMEDIATE TIME function



1 to 7 order of functions