DISPLAY — A

Watch hands

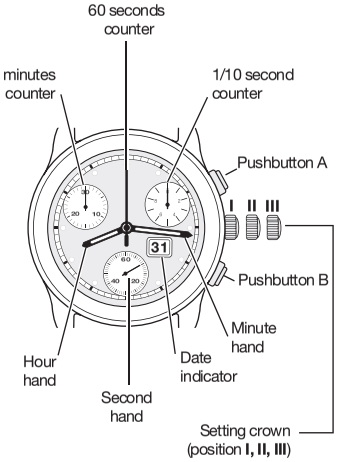

SETTING THE COUNTERS TO ZERO — B

Setting crown in position II

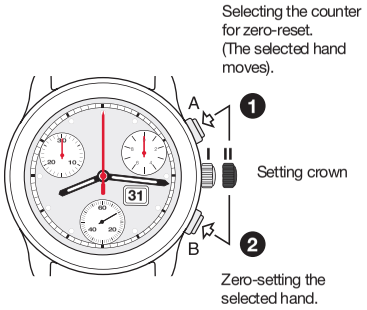

SETTINGS — C

Crown 3 positions

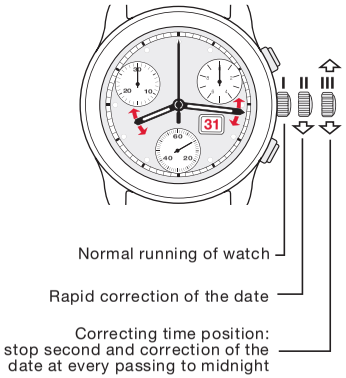

Note
Setting crown in position **III : STOP-SECOND**

TIMING MODE — D

Simple timing function

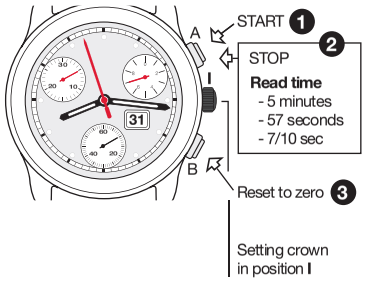

1 to 3 order of functions

WARNING
Before starting the time, put back the chronograph hands to their original position.
If necessary, see paragraph SETTING THE TIMERS TO ZERO.

TIMING MODE — E

ADD function

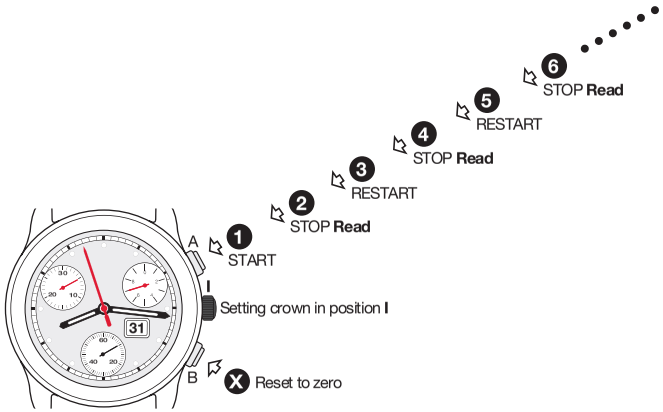

1 to X order of functions

TIMING MODE — F

SPLIT-TIME or INTERMEDIATE TIMES function

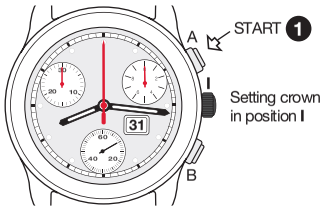

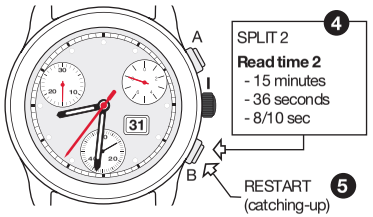

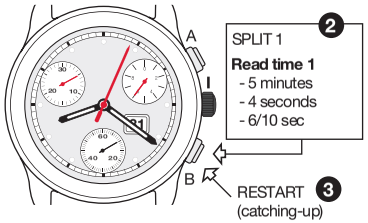

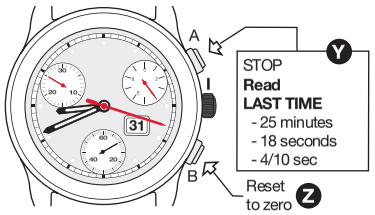

1 to Z order of functions

GB USA

CHRONOGRAPH
ETA G10.712
CB PWD

ETA SA Manufacture Horlogère Suisse
depuis 1793

622 139 - 25.02.2015 / ETA / 00