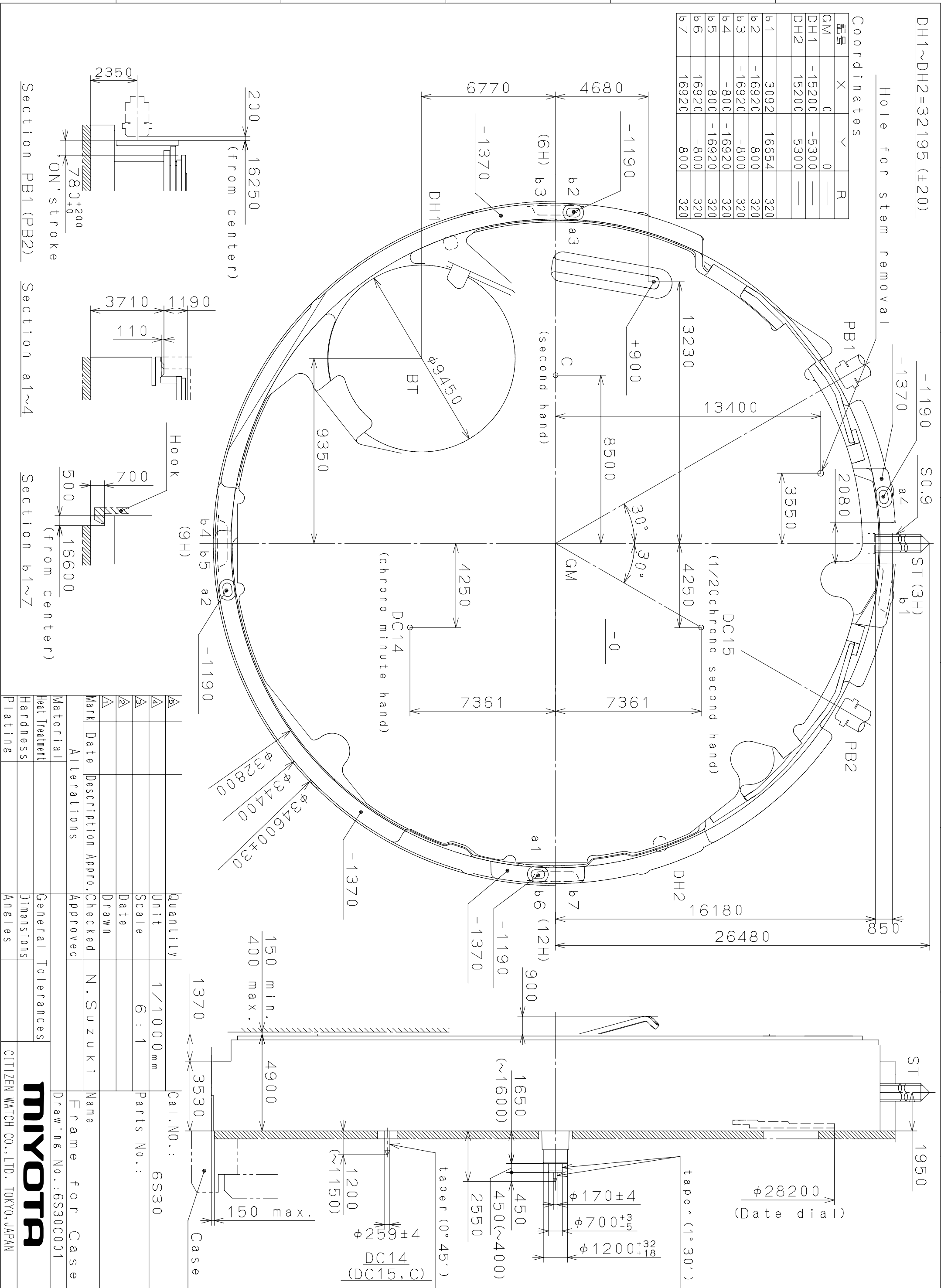


Coordinates			
記号	X	Y	R
GM	0	0	—
DH1	-15200	-5300	—
DH2	15200	5300	—
b1	3092	16654	320
b2	-16920	800	320
b3	-16920	-800	320
b4	-800	-16920	320
b5	800	-16920	320
b6	16920	-800	320
b7	16920	800	320



△	Quantity	1/1000 mm	Cal. NO.:	6S30
△	Unit	6 : 1	Parts No.:	
△	Scale		Name:	Frame for Case
△	Date		Drawing No.:	6S30C001
△	Date			
△	Drawn			
△	Checked			
△	Approved			
△	Alterations			
△	Date			
△	Description			
△	Appr.			
△	Checked			
△	Drawn			
△	Material			
△	Heat Treatment			
△	Hardness			
△	Plating			

MIYOTA
CITIZEN WATCH CO., LTD. TOKYO, JAPAN

2010/07/26 (09:02:03)

This drawing is provisional and subject to our reconfirmation and/or revision without notice.

A

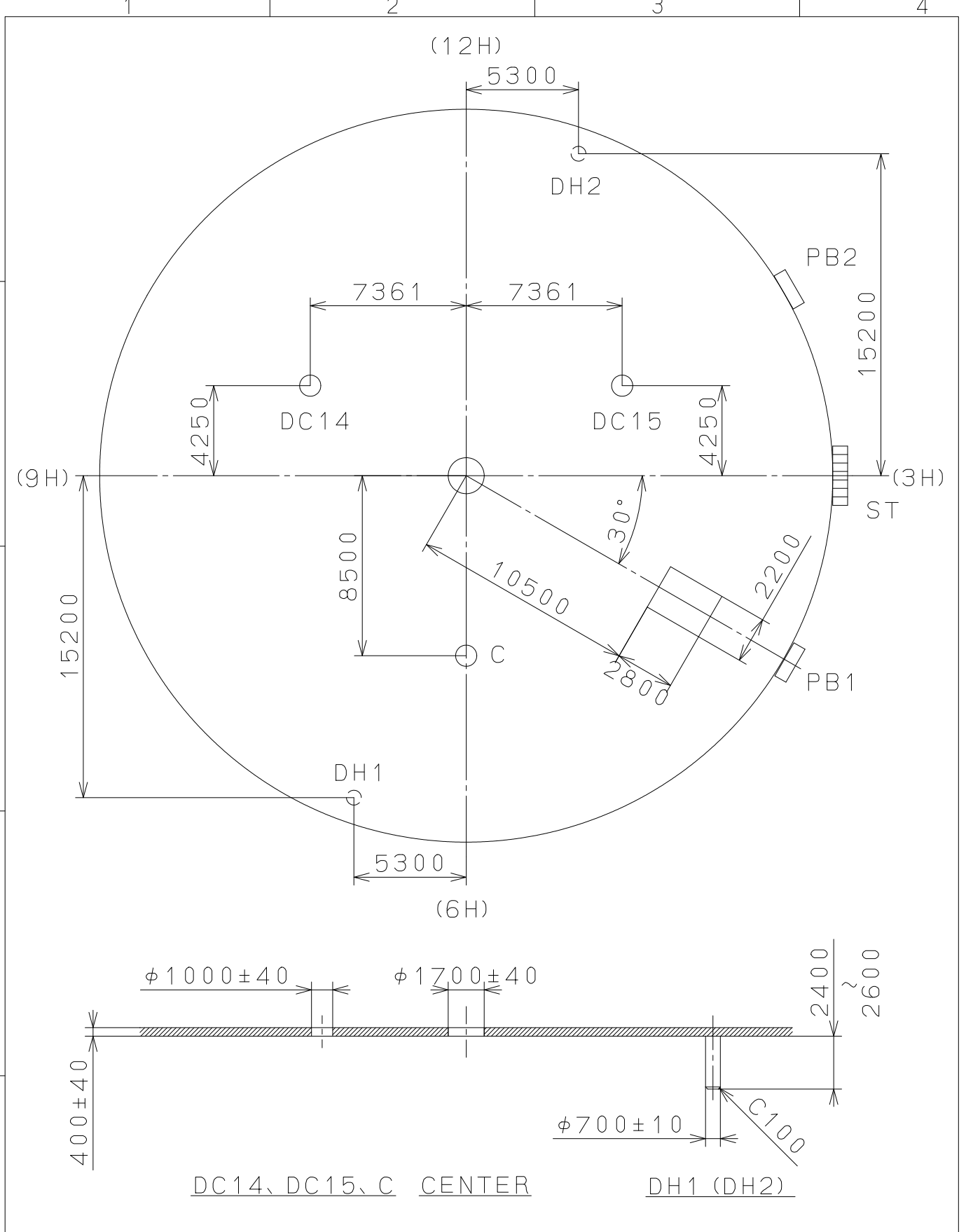
B

C

D

E

F

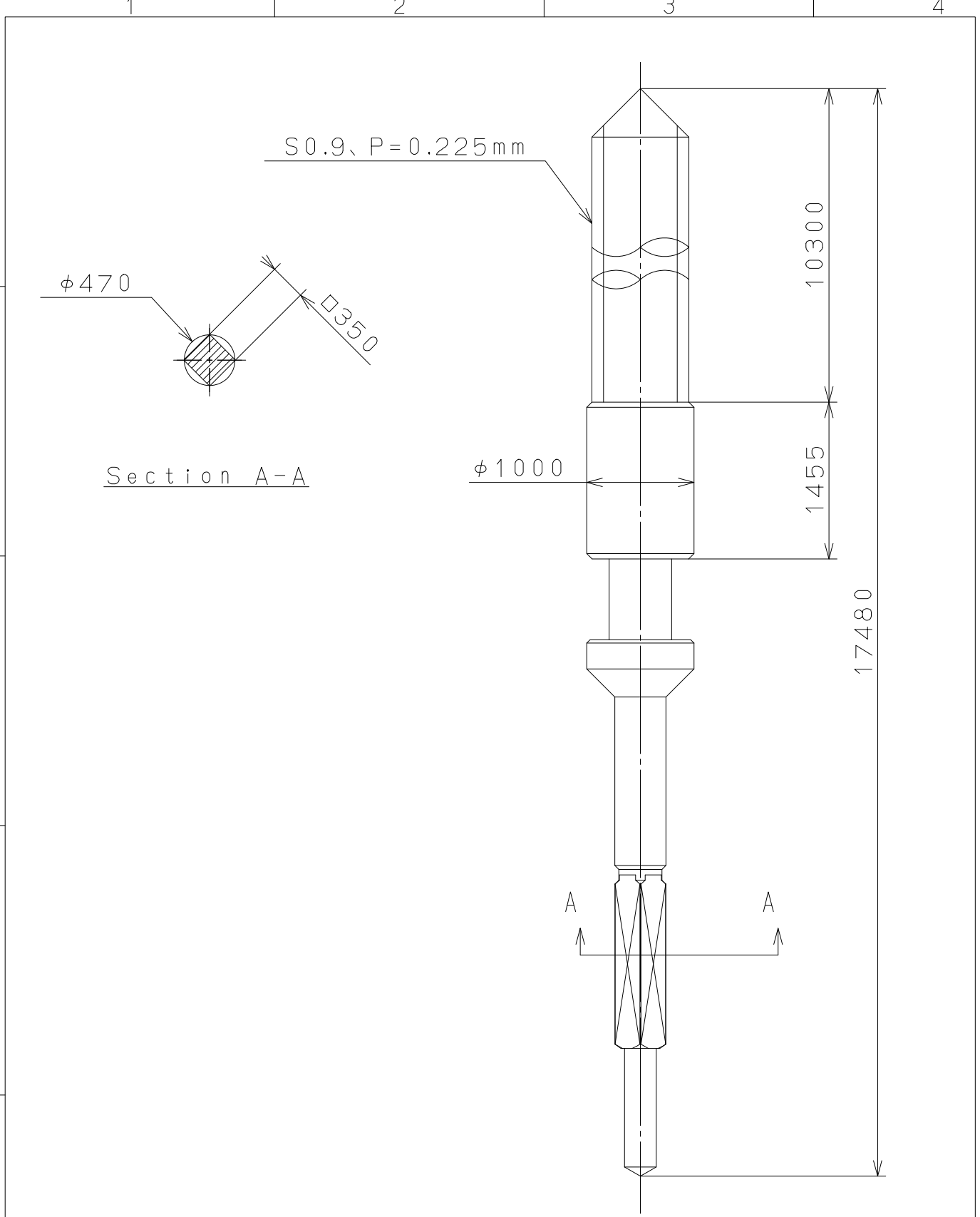


△			Quantity		Cal.NO.:
△			Unit	1/1000mm	6S30-00A
△			Scale	4:1	Parts No.:
△			Date		
△			Drawn		
Mark	Date	Description	Appr.	Checked	Name:
		Alterations	Approved	N. Suzuki	Indications for Dial
Material					Drawing No.: 6S30D000
Heat Treatment			General Tolerances		MIYOTA
Hardness			Dimensions		
Plating			Angles		
					CITIZEN WATCH CO., LTD. TOKYO, JAPAN

2010/07/26 (09:03:08)

This drawing is provisional and subject to our reconfirmation and/or revision without notice.

A
B
C
D
E
F



△5			Quantity		Cal.NO.:
△4			Unit	1/1000mm	
△3			Scale	20:1	Parts No.:
△2			Date		065-A13
△1			Drawn		
Mark	Date	Description	Appr.	Checked	Name:
		Alterations	Approved	N. Suzuki	SETTING STEM
Material					Drawing No.: A130S000
Heat Treatment			General Tolerances		
Hardness			Dimensions		
Plating			Angles		
				CITIZEN WATCH CO., LTD. TOKYO, JAPAN	