

ETA Cal. 804.192

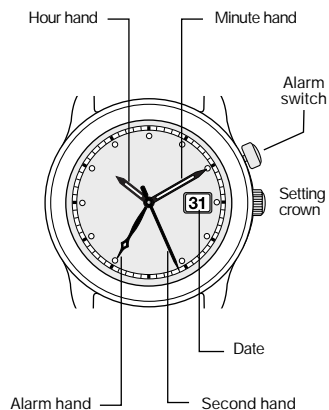
Alarm

285 960 - 05/2002

DISPLAY

A

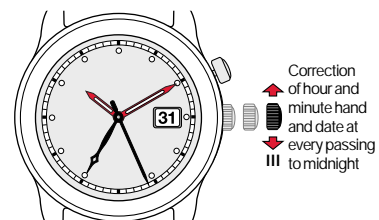
Watch hands



SETTING THE TIME

B

Setting crown in position III



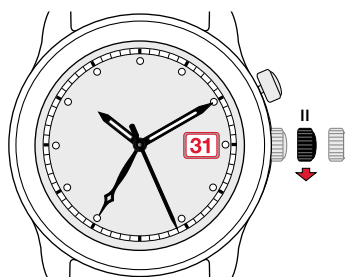
Caution: Position III Stop-second

The watches must not be stocked with the crown in position III.
The power consumption is higher!

SETTING THE DATE

C

Setting crown in position II

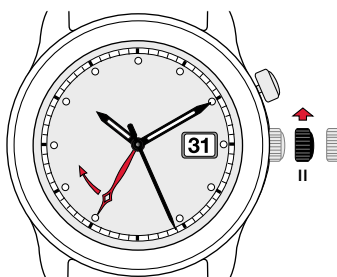


Setting of the date by rotation of the crown down.

SETTING THE ALARM TIME

D

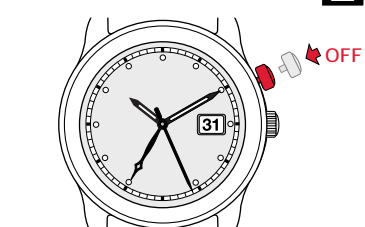
Setting crown in position II



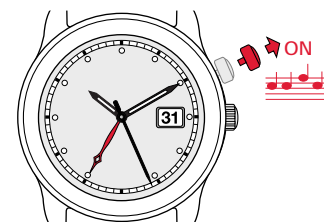
Setting of the alarm time by rotation of the crown up.

SWITCHING ON THE ALARM

E



OFF Neutral position: alarm off



ON Pusher pulled out: alarm on (confirmed by a beep)