

CHRONOGRAPH ETA G10.712 CD PRD

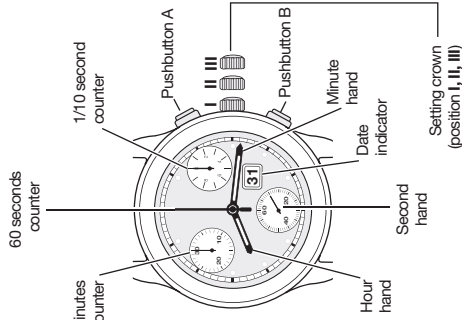


ETA SA Manufacture Horlogère Suisse
depuis 1793

592 684 - 25.02.2015 / ETA / 01

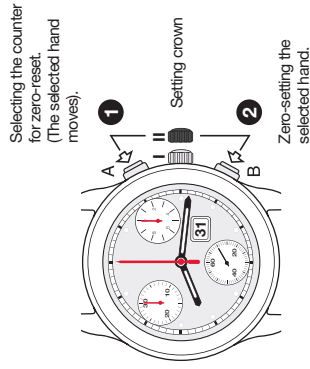
A DISPLAY

Watch hands




B SETTING THE COUNTERS TO ZERO

Setting crown in position II



C SETTINGS

Crown 3 positions



Normal running of watch

Rapid correction of the date

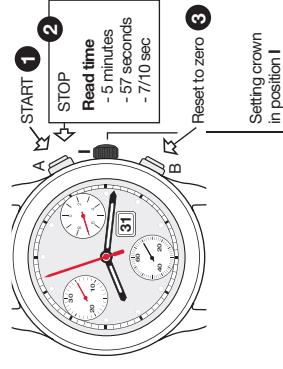
Correcting time position: stop second and correction of the date at every passing of midnight

Note

Setting crown in position III: STOP-SECOND

D TIMING MODE

Simple timing function



1 to 3 order of functions

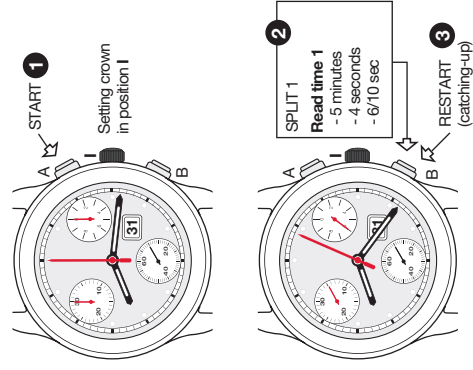
WARNING

Before starting the time, put back the chronograph hands to their original position. If necessary, see paragraph SETTING THE TIMERS TO ZERO.

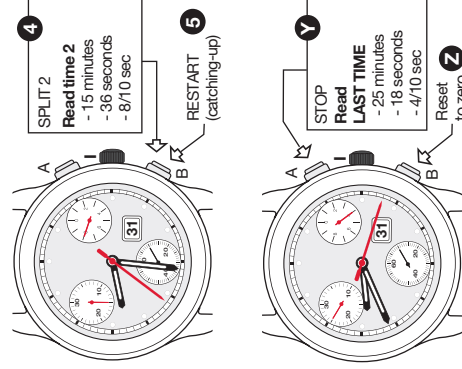
F TIMING MODE

ADD function

SPLIT-TIME or INTERMEDIATE TIMES function



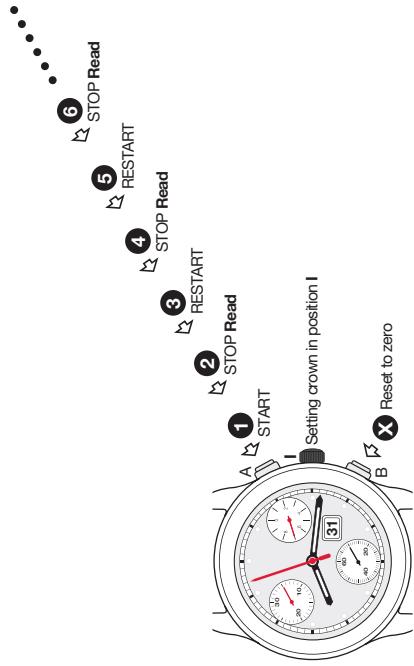
1 to 2 order of functions



Reset to zero

E TIMING MODE

ADD function



1 to X order of functions