

CHRONOGRAPH ETA G15.212 AA PRD



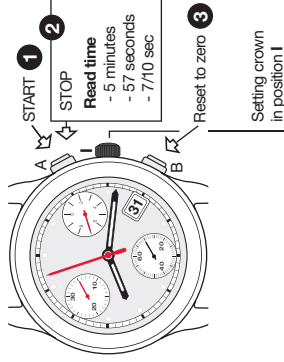
ETA SA Manufacture Horlogère Suisse
depuis 1793

582.741 - 24.02.2015 / ETA / 01

D

TIMING MODE

Simple timing function



1 to 3 order of functions

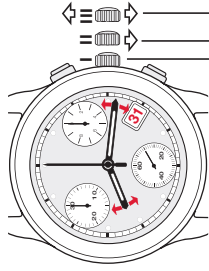
WARNING

Before starting the time, put back the chronograph hands to their original position. If necessary, see paragraph **SETTING THE TIMERS TO ZERO**.

C

SETTINGS

Crown 3 positions



Normal running of watch

Rapide correction of the date

Correcting time position: stop second and correction of the date at every passing to midnight

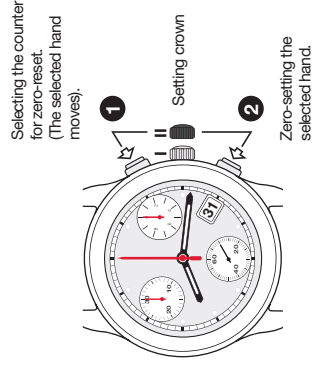
Note

Setting crown in position III : **STOP-SECOND**

B

SETTING THE COUNTERS TO ZERO

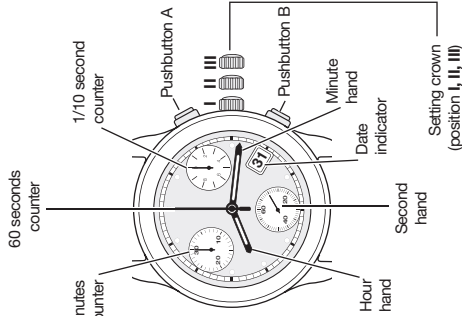
Setting crown in position II



A

DISPLAY

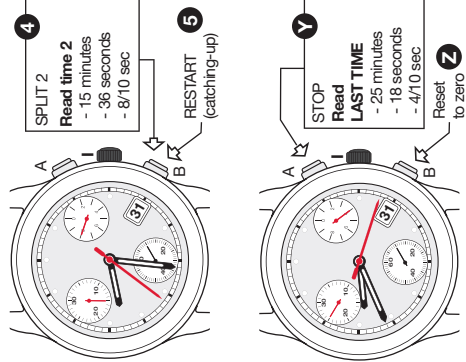
Watch hands



F

TIMING MODE

SPLIT-TIME or INTERMEDIATE TIMES function

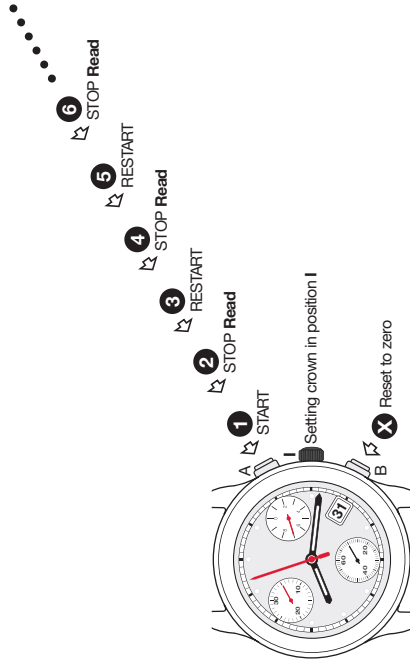


1 to Z order of functions

E

TIMING MODE

ADD function



1 to X order of functions