



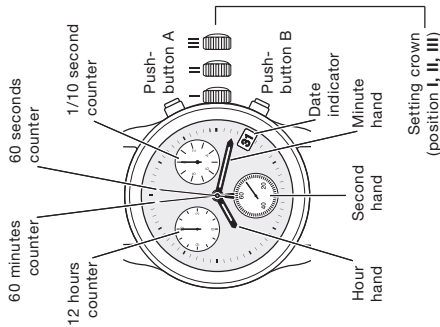
CHRONOGRAPH ETA 251.233

ETA SA Manufacture Horlogère Suisse
depuis 1793

511 428 - 07.09.2010 / ETA / 00

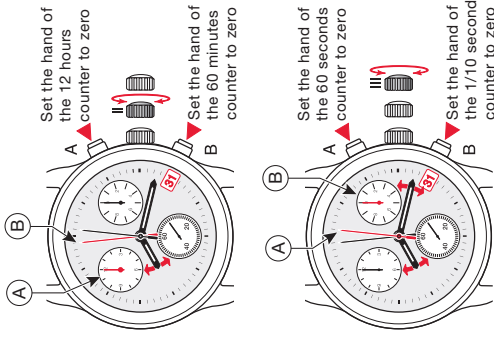
DISPLAY

Watch hands




SETTING THE COUNTERS TO ZERO

Setting crown in position II or III



SETTINGS

Crown 3 positions



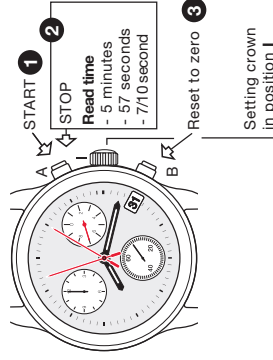
Normal running of watch
Correcting time-zone and correction of the date at every passing to midnight
Correcting time position: stop second and correction of the date at every passing to midnight

Note :

Dieting crown in position II for longer 20 minutes (time could be lost).

TIMING MODE

Simple timing function



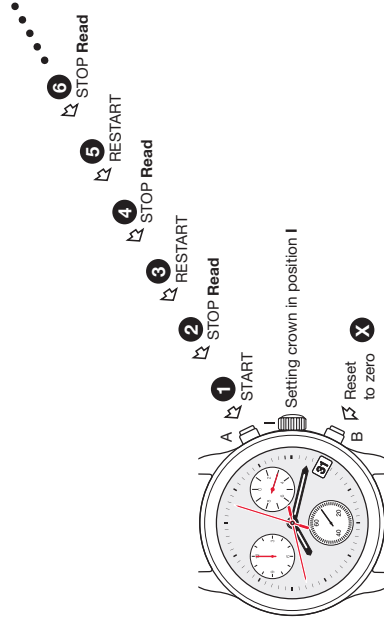
1 to 3 order of functions

WARNING

Before starting the time, put back the chronograph hands to their original position. If necessary, see paragraph SETTING THE COUNTERS TO ZERO.

TIMING MODE

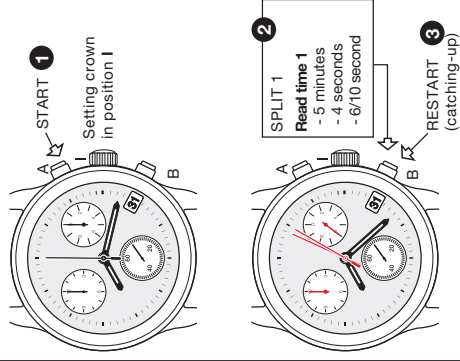
ADD function



1 to X order of functions

TIMING MODE

SPLIT-TIME or INTERMEDIATE TIME function



1 to 7 order of functions

F