



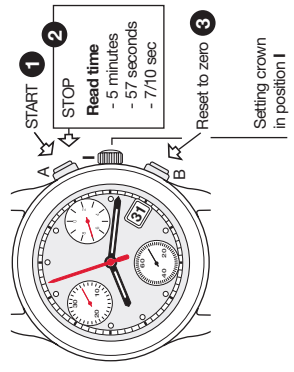
# ETA G15.211 ETA G15.21A

ETA SA Manufacture Horlogère Suisse  
depuis 1793

289 320 - 25.01.2012 / ETA / 03

## D TIMING MODE

Simple timing function

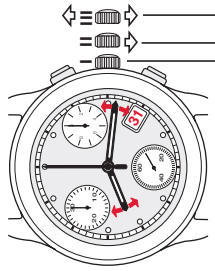


1 to 3 order of functions

**WARNING**  
Before starting the time, put back the chronograph hands to their original position.  
If necessary, see paragraph **SETTING THE TIMERS TO ZERO**.

## C SETTINGS

Crown 3 positions

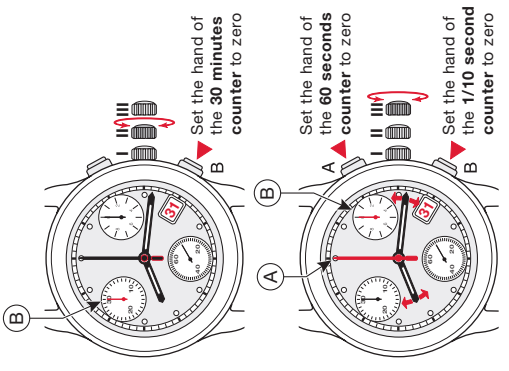


Normal running of watch  
Rapid correction of the date  
Correcting time position:  
stop second and correction of the date at every passing to midnight

**Note**  
Setting crown in position III : **STOP-SECOND**

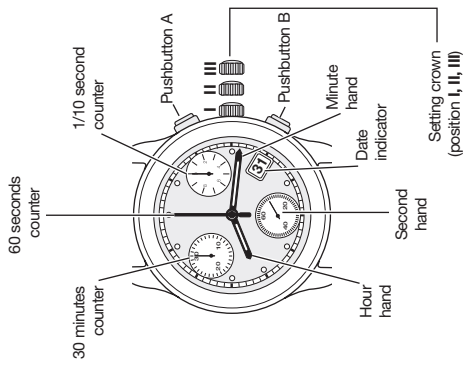
## B SETTING THE COUNTERS TO ZERO

Setting crown in position II or III



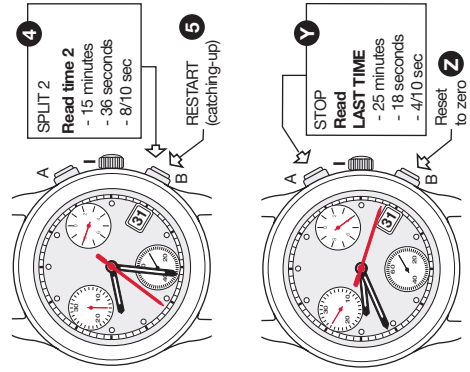
## A DISPLAY

Watch hands

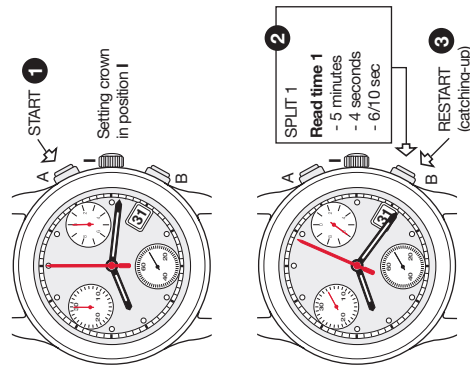


## F TIMING MODE

SPLIT-TIME or INTERMEDIATE TIMES function

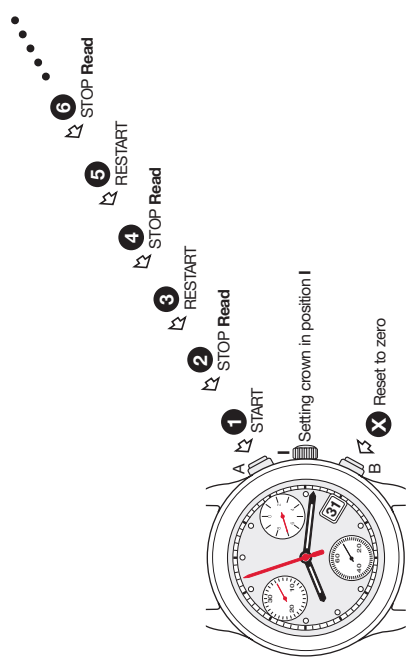


1 to Z order of functions



## E TIMING MODE

ADD function



1 to X order of functions