

CHRONOGRAPH ETA 251.274 CF PRD



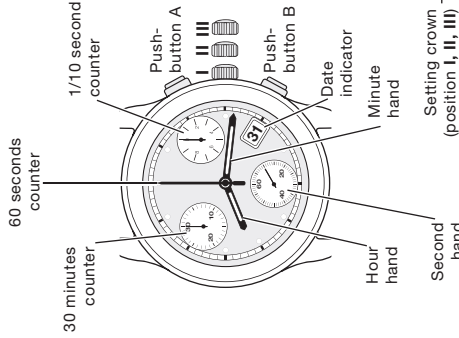
ETA SA Manufacture Horlogère Suisse
depuis 1793

621.660 - 19.02.2015 / ETA / 00

A

DISPLAY

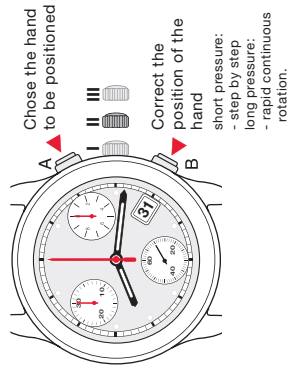
Watch hands



B

SETTING THE COUNTERS TO ZERO

Setting crown in position II

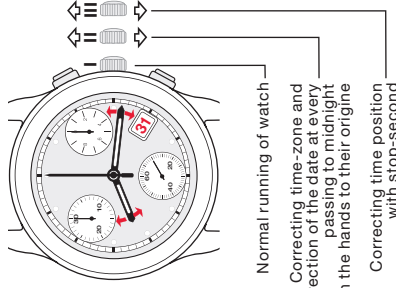


Chose the hand to be positioned
A
B
Correct the position of the hand
short pressure:
- step by step
long pressure:
- rapid continuous rotation.

C

SETTINGS

Crown 3 positions



Normal running of watch
Correcting time-zone and correction of the date at every passing to midnight
Position the hands to their origine
Correcting time position with stop-second

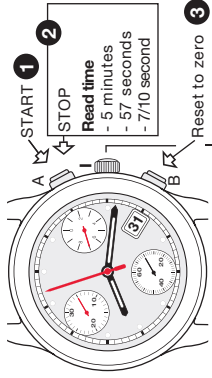
Note :

Dialling crown in position II for longer 20 minutes (time could be lost).

D

TIMING MODE

Simple timing function



1 to 3 order of functions

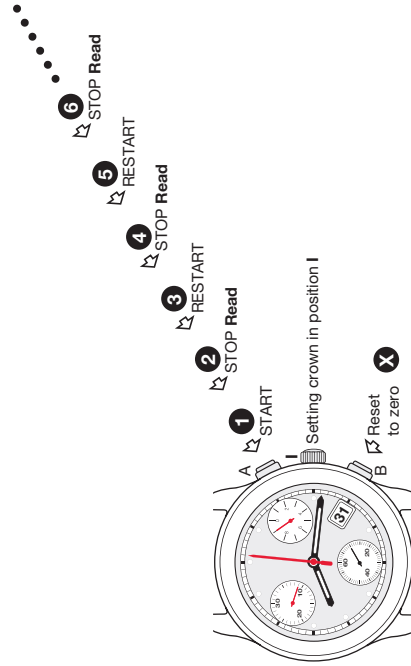
WARNING

Before starting the time, put back the chronograph hands to their original position. If necessary, see paragraph SETTING THE COUNTERS TO ZERO.

E

TIMING MODE

ADD function

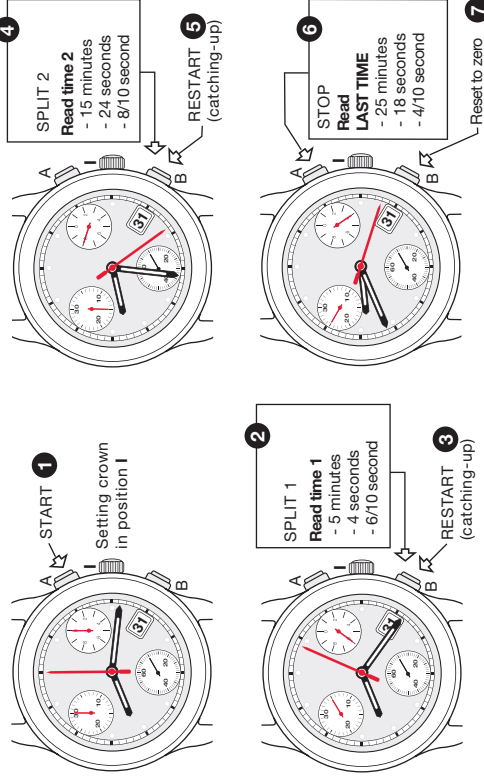


1 to X order of function

F

TIMING MODE

SPLIT-TIME or INTERMEDIATE TIME function



1 to 7 order of functions