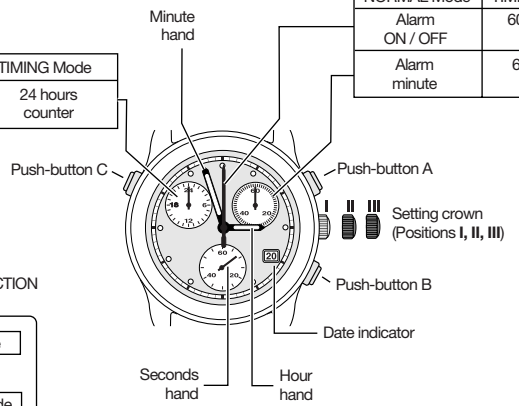


## DISPLAY

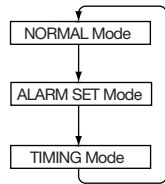
**A**

### Watch hands

NORMAL Mode	TIMING Mode
Alarm hour	60 seconds counter
24 hours counter	60 minutes counter



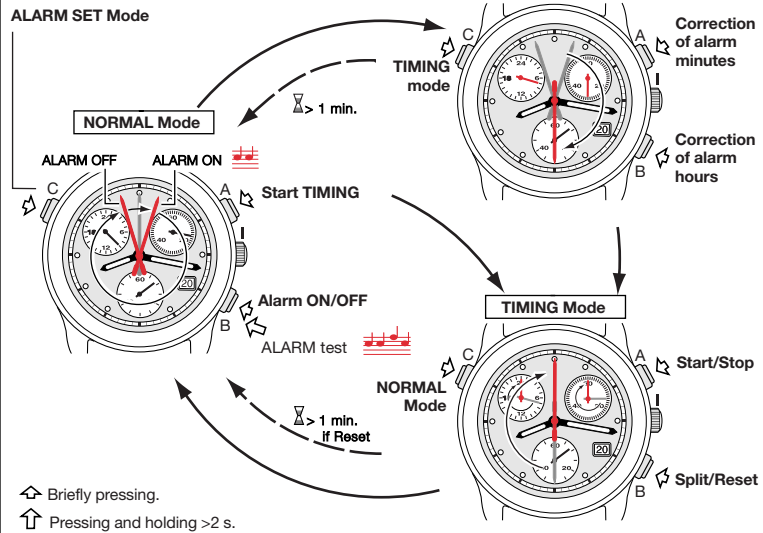
### Push-button C FUNCTION



## FUNCTIONING

**B**

GB



# CHRONOGRAPH WITH ALARM

## ETA G10.791

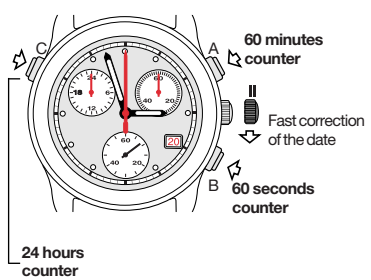
ETA SA Manufacture Horlogère Suisse depuis 1793

317 326 - 15.01.2004 / ETA / 01

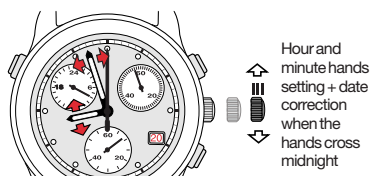
## SETTINGS

**C**

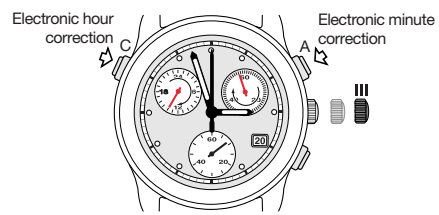
### Crown in position II - Reset the hands to zero:



### Crown in position III - analog time setting:



### Crown in position III - electronic time setting:



**Note 1**  
Alarm is operating correctly if electronic time and analog time are identical.

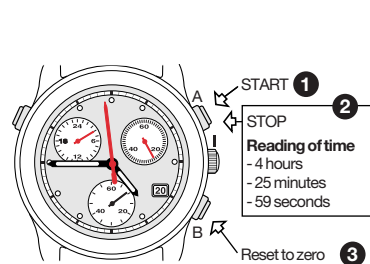
**Note 2**  
Setting crown in position III:  
**STOP SECOND MOVEMENT STOP AFTER 8 MINUTES** (crown in I and any push-button to resume)

## TIMING MODE

**D**

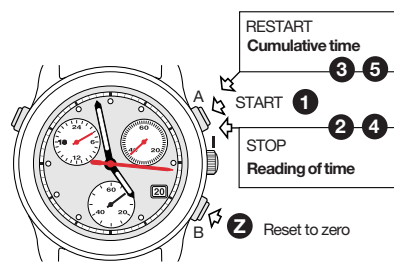
### Simple timing function

Setting crown in position I



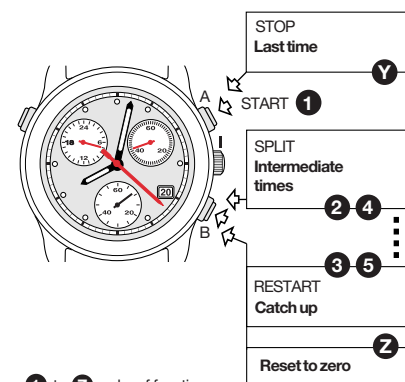
1 to 3 order of functions

### ADD function



1 to Z order of functions

### SPLIT-TIME or INTERMEDIATE TIME function



1 to Z order of functions

### NOTE

Before each timing operation, the chronograph hands must be in their original settings. If necessary, refer to the paragraph entitled "SETTINGS - Reset the hands to zero"